

XSerp v2.11b focuses mainly on achieving two things

1. Enable **quicker registration and ramp-up** of new Enterprises that were using **Tally ERP**
2. Introduce options to make XSerp a little **more flexible** for Users with appropriate privileges

First objective was made possible by introducing an easy 2-step process to **Import data from XML files** exported from Tally ERP systems.

To achieve the second objective a new feature called **Super-Edit** is made available for Super-Users, which will allow such Users to change/modify items & fields that were not modifiable so far due to tight Business-rules defined in XSerp across all modules.

This release also features a few **enhancements** in Material Profile, document Remarks with previous remarks history, **improvements** in navigation between documents from a filtered list of items, a Calculator Utility and **fixes** for about 150 defects detected earlier.

NEW FEATURES - WEB

1. Import from Tally XML

Objective: To enable Users to easily migrate from Tally ERP to XSerp.

Limitations: Feature can be expected to work properly with only XML files generated by Exporting data from Tally ERP 9. Also the file has to be generated in ASCII mode only.

Migration Scope:

Master data - Materials (with Units & Categories), Parties, Taxes, Account Groups & Ledgers - with Opening Balances, if any.

Day Book data - Accounting Vouchers, Sales & Purchase Invoices - related Stock & Accounting Vouchers, Bills & Settlements

Feature:

User can import XML data exported from Tally ERP by selecting the **From Tally** option that will pop-up from the Bulk Import icon in the Enterprise Configuration page.

COMPANY PROFILE

The screenshot shows the 'COMPANY PROFILE' form. It has three input fields: 'NAME' with the value 'XSERP QA test1234', 'COMPANY CODE' with the value 'XSFNQA', and 'LOGO' with an 'Upload Image' button. To the right of the logo field is a dropdown menu with a download icon, containing two options: 'From Excel' and 'From Tally XML'. The dropdown menu is highlighted with a red box.

This will open the **Import Tally XML** utility with the following fields:

Opening date - Date field to collect the opening date for stock & ledger balances

Import Files - Multiple File paths to point to the multiple files that can be imported at once.

Such files shall be uploaded by clicking the Upload button before proceeding to import data from them.

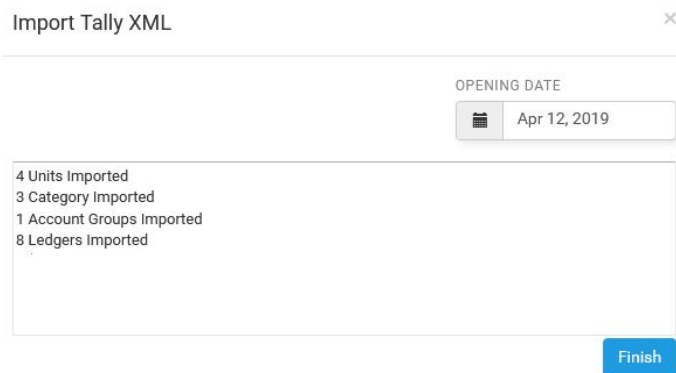
The screenshot shows the 'Import Tally XML' dialog box. It has a title bar with 'Import Tally XML' and a close button. Inside, there is an 'OPENING DATE' field with a calendar icon and the date 'Apr 22, 2019'. Below that is a section titled 'PLEASE SELECT THE TALLY XML IMPORT FILE' with a 'CHOOSE FILE' button and a '+ Add More' button. At the bottom, there are 'Upload' and 'Cancel' buttons.

After successfully importing the XML files the User can choose to continue with the import or shall leave the Utility to revisit later to continue the Import later.

Leaving the Utility before completing the import and returning later will list all the files uploaded earlier along with an option to Add more files or Remove already uploaded files.

Once import is triggered, it is not possible to stop the import even if the User leaves/closes the application or session or browser.

Migration log while import will be displayed in the Utility as shown below. Log information will display number of items for each Data Type successfully imported as and when each module import is completed.



Data imported includes:

- Material & their Opening Stock
- Units
- Account Groups (that are not part of XSerp defaults)
- Account Ledgers & their Opening Balances
- Sales & Purchase Invoices
- Debit & Credit Note Vouchers
- Journals & other Vouchers
- Bills & Settlements

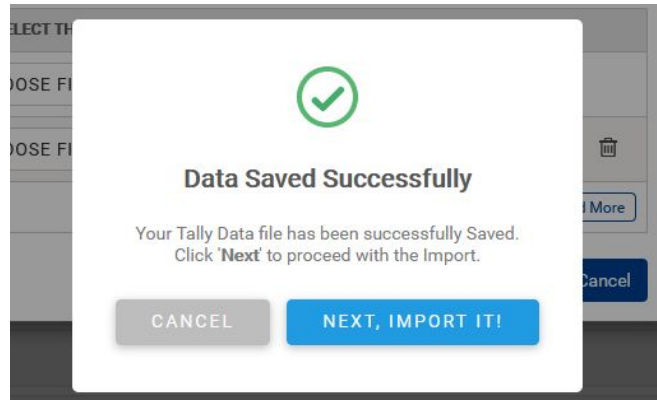
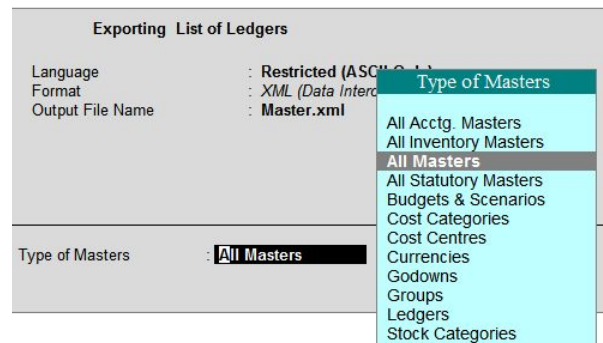
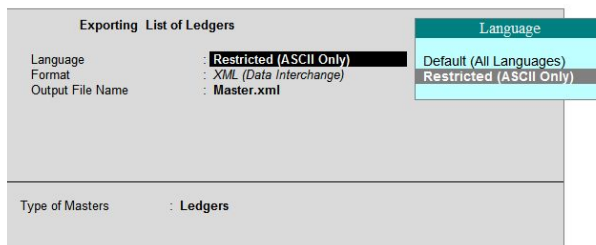
All numbers/codes will be assigned as per the XSerp system, consistent with existing

data. Tally ERP numbers/codes will be maintained only in comments/remarks as mere information.

Recommended way of generating XML files from Tally ERP:

Export Master data & Day Book data as separate files. Language option should be Restricted (ASCII only) and Format shall be XML (Data Interchange) always.

User shall either export all Master data in a single file by selecting the All Masters option.



Export all Accounts & Stock transactions from Day Book. Ensure that all the Format options are set as 'Yes' to capture most possible Data.

Exporting Day Book		Language
Language	: Restricted (ASCII Only)	Default (All Languages)
Format	: XML (Data Interchange)	Restricted (ASCII Only)
Output File Name	: DayBook.xml	

Duplicate data are handled to the best of efforts, as in if a same Voucher was imported twice, only the latest data will be reflected.

Masters and Day Book data should be exported in .xml file format only.

Though adequate care has been taken to avoid duplication of information, it is highly recommended that the Export files generated shall be uploaded and imported once. Hence it is advised that due care to be exercised while generating the XML files.

Exporting Day Book	
Language	: Restricted (ASCII Only)
Format	: XML (Data Interchange)
Output File Name	: DayBook.xml
Format	: Detailed
Show Voucher Numbers also	? Yes
Show Narrations also	? Yes
Show Billwise Details also	? Yes
Show Cost Centre Details also	? Yes
Show Inventory Details also	? Yes
Select vouchers to show	: All Vouchers

Day Book Entries
Accounting Entries Only
All Vouchers
Inventory Entries Only

2. Super Edit

Objective: To provide a way to change/modify data that were bound by tight business rules defined in Xserp, to make it a little more flexibility & space for correction of genuine mistakes.

Limitations: Change propagation based on the Business rules will not be applicable for changes through Super-Edit. Also this feature is restricted only to Super-Users.

Scope:

Modify any system-generated code of approved documents, including Financial year that was part of it. Modify documents and data that were not modifiable otherwise.

Feature:

User with the IS_SUPER flag in its Profile set to True will **only** be able to perform Super-Edit changes.

This is because such options are to be restricted to Users with Super privileges.



Fields that are not ordinarily editable but open for Super-Edit will be denoted by an Edit-pen icon.

User > New

EMAIL (USERNAME) *	PASSWORD *
<input type="text" value="Email"/>	<input type="text" value="Password"/>
FIRST NAME *	LAST NAME *
<input type="text" value="First Name"/>	<input type="text" value="Last Name"/>
NICKNAME *	<input checked="" type="checkbox"/> IS SUPER
<input type="text" value="Nickname"/>	

Super-Editing all codes happen In-place, after confirming to duplicate-check. To enable insertion of serial numbers between existing codes, a *single alphabet sub-number* is introduced. Thus the uniqueness of code will now be achieved by the combination - FY(5), Type (1-3), Number (6), Sub-number(1). In-place code

Purchase >

edit will have a Confirm (green tick) and Reject (Red X) buttons. Clicking on confirm button will save the modified Code immediately and reload the document to reflect any related changes.

Edit page will have edit-pen icons spotted near Super-Editable pages when logged-in as Super-User. Super-Editable fields include Approved Dates, linked parents (say, Indent in PO, PO in GRN, etc). An example of Super-Edit screen shown below from Purchase Order.

Such field Super-Edits will be saved only after clicking the Save or Amend buttons available in the respective pages.

Also now the Super-User can amend documents any number of times that were not earlier available for amendment. It includes Invoice & GRN.

Changes propagated usually based on Business logic, say, *Sales Voucher creation while approving an Invoice*, **will not** be propagated by the system for any Super-Edit. Instead, Users will be intimated of any documents related to the Super-Edited documents via an alert, so that related changes can be taken care of by the User making the changes.



GRN - 19-20/GRN/000001s are linked with this PO. Unfortunately system will not handle the perpetuation of these changes to the linked documents, hence need to be addressed manually.
Do you want to continue?

Changes that are otherwise possible are not covered under Super-Edit. Some of them are:

- Editing/Adding Vouchers in a Financial Period for which Book was closed, as such Edit is possible by Re-opening the Book

Notification alerts for every Super-Edit will be sent to relevant Users.

ENHANCEMENTS - WEB

1. Material Profile Enhancements

Total of four enhancements affecting Material Profile has been included:

DRAWING NUMBER *
ICU_256

CATEGORY *
SS Sheet

NAME *
304 Grade 10x5 18 swg 2B SS Sheet

HSN/SAC CODE
Enter Tariff No

PRICE (STORE VALUE) *
270.00000

UNIT *
Kilograms (kg)

MINIMUM STOCK LEVEL (MSL) *
0.000

MAKES
 +
Makes in Use cannot be removed!

STOCK ACCOUNTABLE
 IN USE

DESCRIPTION *
304 Grade

Bill of Materials

MATERIAL * MAKE * QUANTITY * +

S.NO.	MATERIAL	MAKE	QUANTITY	UNIT	DELETE
BoMs containing this Material					
S.NO.	MATERIAL	MAKES	QUANTITY		
No results found.					

Price Profile +

Stock -

S NO	MAKE NAME	STOCK QTY
1	-NA-	1.00
TOTAL		1.00

Current Stock - for each make of the Material shall be found under Stock section of the material edit page.

Stock -

S NO	MAKE NAME	STOCK QTY
1	-NA-	12.00
TOTAL		12.00

Bill of Materials -

MATERIAL * MAKE * QUANTITY * +

S.NO.	MATERIAL	MAKE	QUANTITY	UNIT	DELETE
BoMs containing this Material					
S.NO.	MATERIAL	MAKES	QUANTITY		
1.	250 - 250	-NA-	10.000		
2.	501BOM - 501bom	-NA-	10.000		
3.	MOTOR_SWITCH_1 - switch	-NA-	10.000		
4.	QWERTY_FL_CHAR - switch	-NA-	10.000		
5.	QWERTY_NEGATIVE - switch	-NA-	10.000		
6.	TESTMATERIAL - test mate	-NA-	10.000		

Reverse BOM

Under the BoM section of the Material profile, another table named **BoMs containing this Material** will display those BoMs under which the selected Material is an Ingredient or Part or Component.

Price Profile

Ensure that Prices mentioned here are without Tax and with all Discounts a

SUPPLIER * MAKE * PRICE *

 -NA- Enter Price

+ ADD NEW SUPPLIER

All suppliers
(Compulsory)

01regre 123 (21007952)

01regre124 (21007953)

In-Place Party addition

Inside Price-profile of the Material edit page, the Supplier field drop-down will now have an **ADD NEW SUPPLIER** clicking on which a pop-up utility to Create a Party profile will be opened.

Minimum Stock Level (Allowing Negative Stock)

Objective: To warn the User when an Issue is made below a desired Minimum Stock Level need to maintained for the material can be set in the material edit page. Also a few Enterprises, especially Trading companies, requires Stock level to reach negative.

Currently system does not allow any such issue that reduces stock below zero.

Solution provided:

Provided a flag Allow Negative Stock value in the 'General Info' Section under 'Features' of Enterprise Configuration Page.

General

FINANCIAL START DAY HOME CURRENCY FEATURES

01/04 INR INDENT
 INTERNAL AUDIT
 ALLOW NEGATIVE STOCK VALUE

Provided a Numeric field Minimum Stock Level (MSL) with a default value of '0.00' in the Material Profile page.

Materials > Holder 3

DRAWING NUMBER *
ALUMINIUM_PIPE

CATEGORY *
Category 2

NAME *
Holder 3

HSN/SAC CODE
Enter Tariff No

PRICE (STORE VALUE) *
-40.00000

UNIT *
Metres (m)

MINIMUM STOCK LEVEL (MSL) *
-10.000

If the flag is set to True for an Enterprise, then the Minimum Stock Level field shall accept negative value, else should not.

Stock validation, while creating an Issue [Issue/DC/Invoice] will now be changed as follows:

Case 1 - Negative MSL

Whenever an Issue is made, such that

- 0 > stock value > MSL - throw an CAUTION stating "Stock of [DRAWING_NO] <ITEM_NAME> will be negative once this Issue is made. Minimum Stock Level for the item is <MSL>"

- MSL > Stock value - same as current behaviour when stock fall below 0.

Case 2 - Positive MSL

- MSL > stock value > 0 - throw an CAUTION stating "Stock of [DRAWING_NO] <ITEM_NAME> will be less than the Minimum Stock Level <MSL> once this Issue is made!"

- 0 > Stock value - same as current behaviour when stock fall below 0.

In Short:

MAX(0, MSL) > stock_value > MIN(0, MSL) - throw alert

MIN(0, MSL) > stock_value - same as current behaviour when stock falls below 0

2. Previous and Next buttons

Objective: To improve Navigation between searched documents/items.

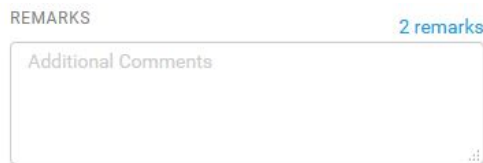
Solution: Edit page of a document or item will now have 2 buttons - Previous & Next, to enable traversing to the Previous and Next Item among the queried & filtered Search result.

First item of the search result will have Previous button disabled, while the Last item of the search result will have Next button disabled.

Modules implemented: Voucher, Invoice, Issue & Delivery Challan



3. Remarks History

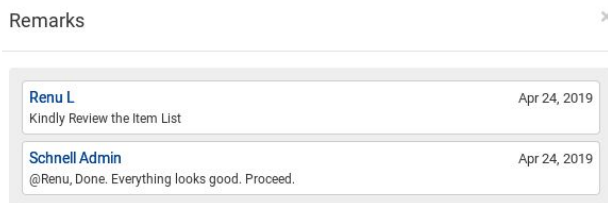


Objective: To enable collaboration among Users handling a Document.

Solution Provided: This is achieved by providing for maintaining a history of Remarks/Comments for documents wherever appropriate.

If a document edit page has a remarks field, then a hyperlink mentioning the number of remarks previously made will be available. The hyperlink will open all the previous comments in a pop-up, which will contain a list of comments with time-stamp and the name of the User who made the remark.

This feature is already available in Expenses & GRN.

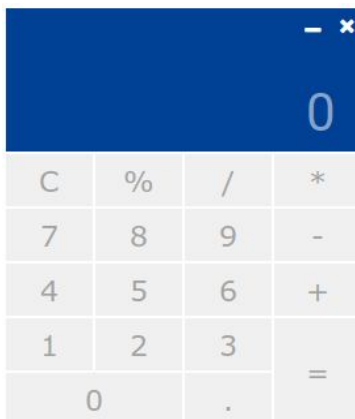


Modules Implemented: Invoice, Issue, Delivery Challan, Order Acknowledgement, Indent & Purchase Order.

4. Calculator

Objective: To enable Users to work-out small calculations without moving out of the application

Solution: An in-app calculator that can be pulled out anytime the user wishes. To open the Calculator utility, the User must click on the Calculator utility icon on the right-bottom of the screen. This will open an arithmetic calculator



This utility can be dragged around the browser screen to ensure visibility of relevant information in the Page

BUGS FIXED

BugID	Component	Summary
3593	Accounts	[Voucher] - Instead of 'Not a Valid Ledger!', 'Ledger not selected' can be displayed
4105	Accounts	[Dashboard] - Cash balance total displayed as '.4', instead of '.36.
4336	Accounts	Voucher not saved when a ledger is deleted and added again
4453	Accounts	[BRS] - Reconcile button should not be available for user with only view access
4829	Accounts	In Payment page, click on settle bill when selected supplier has 0 bills, Display voucher created message
4840	Accounts	In payment page, warning message should be displayed when click on settle bill button when no bills are settled
4915	Accounts	Failed to import trial balance in windows
5102	Accounts	[Dashboard] - Total due pop up keeps loading when clicked after session timeout
5307	Accounts	[Ledger] - Warning message not displayed when ledger imported within book closed date range
5358	Accounts	Edit a bank voucher, date feild is reset . Displays empty date feild
5359	Accounts	In bill popup, bill no feild should accept upto 30 characters (now accepts only 20)
5426	Accounts	Next and Prev option in voucher edit page.
5490	Accounts	[Voucher] Voucher date field to take date via manual typing
5647	Accounts	In accounts statements, pervious book closure date of recently closed book
5648	Accounts	Super edit the voucher number and update the type as Book closure type, should not allow user to change type as book closure
5649	Accounts	Update the book closure voucher type as general voucher , in statements and dashboard the recently book closure date excludes the updated voucher

5675	Accounts	[BRS] - Sub number not displayed with voucher number
5736	Accounts	Able to save voucher with empty cash ledger while updating voucher type as CV from BV
5738	Accounts	Able to create duplicate voucher number by updating voucher type in voucher edit page
5855	Accounts	[voucher] - Able to save cash voucher without cash ledger while update type in voucher number
5961	Accounts	In voucher edit page, update a bill settlement, the updated value is not saved
5963	Accounts	Update BV as GV by updating the type in voucher edit page, bank ledger is not displayed in ledger list grid
4329	Auditing	In add note page, duplicate bill no displays bill no inplace of receipt no, should display IAN no if bill is linked to note alone
5334	Auditing	[ICD] - Unable to check other item in manual note
5343	Auditing	[ICD] - Instead of po number jdc number should be displayed for materials returned
5496	Auditing	[Expense] - On continuous working, My Expense toggle gets displayed in Edit page
5497	Auditing	[Note] - Should not allow user to check note with 0 value
5690	Auditing	IN expenses page,group description is not getting updated
5691	Auditing	IN expenses page, when click on expense head in list grid,expenses type head displayed inside the list grid panel
5693	Auditing	Update expenses values and description for a verified expenses and verify the warning message is not displayed
5741	Auditing	OOPS error is displayed when click on view note in manual note edit page
5879	Auditing	Edit a Verified manual note, update the invoice number, no warning message is displayed instead duplicate vouchers are created for a note
5880	Auditing	OOPS error is displayed when a note is verified
5936	Auditing	[Expense] Failed confirming expense after reaching new financial year

6015	Auditing	In auditing, super edit IAN number feilds displayed in view IAN page, when save button is clicked after clicking on super edit icon for IAN number
5501	Configuratio n	Label errors in Import section of Configuration page
5699	Configuratio n	[XML] - Imported party has only sundry creditor ledger though SV and PV is available
5700	Configuratio n	[XMI] - Unable to import in firefox
5967	Configuratio n	Logo size should be updated for UAT region in DB
5504	Enterprise	Mandate Mobile number while Sign-up
1148	Masters	Not able to add material with new category
4938	Masters	File from linux system accepts format the following format too (MM-DD-YYYY) 3/12/2018 . Refer the bug no 4861.
5046	Masters	[Materials] Participating BoM or Reverse BoM
5412	Masters	[Price Profile] In place Supplier Addition
5438	Masters	[Material] Display stock in material detail page
5493	Masters	[Materials] BoM - while import, profile all Makes of the Material as Accepted by default
5784	Masters	OOPS error got occurred in import BOM .
4901	Mobile	In OA search, click on any OA displays "No Order Acknowledment material stock found" while loading OA approval page
5367	Mobile	App crash in the time of server down
5419	Mobile	App crash when notification is scrolled while refreshing the notification popup
5422	Mobile	In mobile , GRN status count displays wrong count
5423	Mobile	In mobile, Purchase dashabord, indent status count mismatches with indent status count in web

5482	Mobile	[Invoice] Allow '.' in Party field while look up
5483	Mobile	[Invoice] PO Date is wrong
5484	Mobile	[PO] Long 'Indent for' text not clearly displayed
5487	Mobile	[Look-ups] Display filters by default
5488	Mobile	[Accounts Dashboard] Last updated time is wrong
6006	Mobile	In mobile, not able to approve note (GRN/IAN)displays failed to approve message
6009	Mobile	In mobile, purchase performance graph is not updated, displayed only for feb month
6013	Mobile	In mobile, Sales performance report displays 0.00 values
4950	Notifications	Push Notification is received for po update
5336	Notifications	[ICD] - Notes pending for verification notification not received for user with full access only to ICd module
5480	Notifications	Instead of supplier price, 'Profile price' should be displayed
4104	Profile	[Party] - Empty list grid gets displayed when unable to delete party, as it is in use
4939	Profile	[Party] - For imported parties, inspite of customer or supplier selection, both the debtors and creditors gets created in ledger
5347	Profile	In [material] Adding duplicate BOM Pop up subject wrongly displayed.
5369	Profile	In materials edit page BOM panel, clicik on material name feild and click outside verify warning message
5446	Profile	In[Profile][material],while importing BOM file partial data without quantity, error message displayed.
5461	Profile	In[Profile][material],2 error message displayed in price profile while click Add icon without values.
5462	Profile	In [Profile][Material],oops error occur while providing more values in the price(store value)field.

5466	Profile	In [Profile][material],oops error occurs while saving a material with more than specified field length of make.
5467	Profile	In[Profile][Material],OOPS error occur while adding remarks more than specified field limit in the Price profile section.
5468	Profile	In [Profile][material],oops error occurs while saving a material with more than specified field length of HSN code.
5469	Profile	[Configurations] Allow Negative Stock option with Minimum Stock Limit
5492	Profile	In material, oops error occurs while refreshing the gridlist after material addition.
5502	Profile	[Material] - Two warning message displayed on overlap
5553	Profile	In Material Reverse BOM panel, material name is not displayed instead material description is displayed
5555	Profile	IN material page, reverse BOM displays wrong Make
5556	Profile	IN material add BOM material with multiple make, verify the reverse BOM panel for the added material should display all make in single row
5557	Profile	In material edit page, stock panel when no stock message should be "No stock available"
3057	Purchase	PO: Hash tag displayed in edit page and PDF differs.
4242	Purchase	CUSTOM REPORT for purchase module
4669	Purchase	[PO] - Remarks history should be displayed
4751	Purchase	Issues in PO custom report
5138	Purchase	In PO custom report, Qty feilds displays wrong values
5165	Purchase	[PO] - Frequently used not displayed for material and supplier fields
5235	Purchase	[PO] - PO date should get updated after amend
5300	Purchase	Goto Purchase edit page, refresh the page should redirect to PO view page, instead displays Add PO without save as PO button
5380	Purchase	[Po custom report] - Received qty as per indent displays wrong value

5381	Purchase	In Quick PO page, Select supplier and material, approved price should display earliest price profiled for the supplier
5383	Purchase	In add Quick PO page, Click on add icon in material panel , Invalid material name error message is displayed
5389	Purchase	In add Quick PO page, not able to add new tag
5463	Purchase	[Custom Report] - Delivery overdue days displays in negative when po due date is in future
5498	Purchase	PO - indent remarks showing json history data
5651	Purchase	Oops error is displayed when click on PO number/ status and page keeps loading when click on action icon
5657	Purchase	OOPS error is displayed when click on Show report icon in Delivery overdue panel in PO dashboard
5678	Purchase	Add remarks line by line, verify the remarks history displayed with </BR> should be displayed line by line
5680	Purchase	IN PO edit page, remarks history icon should be displayed only when PO has remarks saved
5695	Purchase	In JO edit page, material supplied button is not working
5885	Purchase	Not able to amend /update PO, when click on update/ amend button page remains the same
1879	Sales	Invoice: Currency conversion rate validation pop up not displayed
1882	Sales	Invoice: Customer list displayed has second in lower case though in party it is in upper case
3981	Sales	[Invoice] - Need amend option for invoice
4107	Sales	[Invoice] - Other Item fields not cleared when material already added pop up is displayed
4577	Sales	Rejection remarks entered while rejecting invoice in mobile is not displayed in web
4670	Sales	[OA] - Remarks field history should be saved and displayed in edit page

4671	Sales	[Invoice] - Remarks history should be displayed in edit page
4690	Sales	[OA] - When more than 40 characters entered in Po no field then oa not saved
5047	Sales	[Invoice, DC] - Changes w.r.t 'Ship To GSTIN'
5348	Sales	[OA] - Frequently used items should be displayed for party and material fields
5349	Sales	[OA] - Materials gets removed after short closed with invoice qty 0
5350	Sales	[OA] - Instead of invoice grand total value, total value without tax and discount gets displayed in the list grid
5357	Sales	[Invoice] - Frequently used material not displayed for material field
5401	Sales	[Tax Report] - Invoice not displayed when Issued on date column is empty
5403	Sales	[Custom report] - Other Tax in invoice column displays GST values
5499	Sales	Invoice Remarks last updated values displaying as JSON
5537	Sales	OA not saved & listed in the gridlist ,after OA successfully saved pop up displayed
5571	Sales	In OA, Invoice, GRN , PO PDF pages remarks history should be displayed
5644	Sales	In Invoice and DC add page, when supplier is selected delivery address is not auto populated
5789	Sales	Rejected remarks get wrongly updated on special_instruction in invoice
5824	Sales	Delivery Challan should accept taxes
5964	Sales	In OA , able to create duplicate OA number while updating OA type in super edit
5973	Sales	Login with user without super access , verify update button is displayed while editing an approved invoice
5978	Sales	In invoice and DC page, for new customer remarks feild displays [object object]
2278	Stores	Not able to view indent when user has approve access to indent and no access in stores
4672	Stores	[Indent] - Remarks history should be displayed

4692	Stores	[Issue] - Issued to and for column displays value in small characters though it is created in capital letters
4802	Stores	All reports under stores does not have party code with party name in supplier drop down
5338	Stores	In add GRN against DC page, Faulty material added in returnable DC is not displayed
5360	Stores	[Job work GRN] - Materials returned tab not displayed, when add button is clicked after refresh from add page
5361	Stores	[JDC] - Able to reject approved JDC though GRN is created for the PO
5363	Stores	[DC Report] - Selected job po no from the drop down should be displayed under Ref column
5370	Stores	In issues add page, not able to add material with 0.23 Qty . Display error as add atleast 1 Qty error message
5376	Stores	In issues add page, stock for materials should be displayed based on issued on date
5476	Stores	Duplicate invoice warning message is not displayed in GRN
5500	Stores	[Issues] Listing issues on stores, remarks field displaying remarks history in JSON format of data
5503	Stores	[GRN] move invoice and note document into new table
5523	Stores	Forbidden warning message displayed while clicking on previous & next in ISSUE, DELIVER CHALLAN, INVOICE modules
5525	Stores	OOPS error occur while adding a new indent.
5526	Stores	OOPS error occurs while updating a indent with more than 4 remarks.
5534	Stores	OOPS error occurs, while updating indent remark more than 155 characters but maximum field length (300)
5646	Stores	OOPS error is displayed when click on Stores-> Delivery challan
5670	Stores	GRN PDF not displayed for GRN in draft status
5687	Stores	Update a rejected GRN and verify the status should be updated as approved

5688	Stores	Update a rejected GRN and verify the status should be updated as approved
5706	Stores	[Receipt] Rename menu name to 'Goods Receipt (GRN)'
5881	Stores	NOt able to add/update GRN, displays GRN failed to update
4947	Universal	Performance tuning for all Modules
5045	Universal	[Super Edit] Super User shall edit across application any time and anything
5329	Universal	[Import] Import Data from Tally's XML
5393	Universal	Upload enterprise logo with larger pixels, logo not uploaded properly due to which PDF are not displayed. Should not allow user to upload such logo
5421	Universal	Unable to add new tag by clicking enter in po and grn
5489	Universal	In app Calculator
5510	Universal	IN calcutor, able to enter only one decimal value, should be able to enter multiple decimal values
5689	Universal	In calculator, hit enter without any values displays "undefined"
5974	Universal	When OA/ PO is amended by a user without super edit access, super edit warning message is displayed
4475	Users	In User setting,while creating a new user in add new user page without providing nick name error occurs.
4895	Users	Proper warning message should be displayed when Acticate link is clicked after time out

Known Issues that will be fixed in subsequent releases shall be found [here](#).